

D8R

Track-Type Tractor



Standard, LGP

Cat[®] 3406C turbocharged and aftercooled diesel engine

Net Power	228 kW	305 HP
-----------	--------	--------

Operating Weight

Standard	37 576 kg	82,850 lb
Non-Suspended	36 246 kg	79,917 lb
Non-Suspended (LGP)	33 725 kg	74,363 lb

Blade Capacity

Semi-Universal	8.7 m ³	11.4 yd ³
Universal	11.7 m ³	15.3 yd ³
Angle Straight	4.7 m ³	6.1 yd ³
Semi-Universal (LGP)	8.5 m ³	11.1 yd ³

D8R Track-Type Tractor

The D8R offers unequalled balance, traction and power to keep large blade loads moving fast.

Power Train

The rugged, easy-to-service Caterpillar® 3406C engine has a 55% torque rise and meets world wide emissions regulations. An exclusive Caterpillar designed torque divider allows the engine to respond quickly to varying work applications while providing high fuel efficiency. **pg. 4-5**

Cooling System

The Advanced Modular Cooling System (AMOCS) has excellent cooling capacity with increased air flow. AMOCS allows the machine to be operated in the most demanding environments. **pg. 6**

Differential Steering

Caterpillar designed and manufactured differential steering provides smooth, one handed turning control, with uninterrupted power to both tracks. The differential steer allows easier turns while maintaining desired ground speed for fast cycle times and high production. **pg. 7**

Engineered for reliable production in the toughest working conditions.

The D8R's increased horsepower keeps material moving for quick cycle times and maximum productivity. The Advanced Modular Cooling System keeps the engine operating efficiently in high ambient temperatures.



Structure

Mainframe is heavy, strong and durable. Full box sections, steel castings and continuous rolled rails provide durable support to the suspended undercarriage, elevated final drives and other integral frame components. **pg. 8**

Undercarriage

The elevated sprocket moves the final drives above the work area, isolating them from ground impacts. The suspended undercarriage puts more track on the ground for higher traction and less slippage. It also absorbs shocks for a smoother ride and longer machine life. **pg. 9**

Operator Station

The comfortable, efficient control deck encourages top output. Controls are low-effort and easy to reach. Cat Contour Series Seat provides proper support and automotive comfort. The front, side and rear views from the seat are exceptional. **pg. 10-11**

Work Tools

The variety of bulldozer blades, rippers and other options allow you to customize the D8R to match your specific application. **pg. 12**

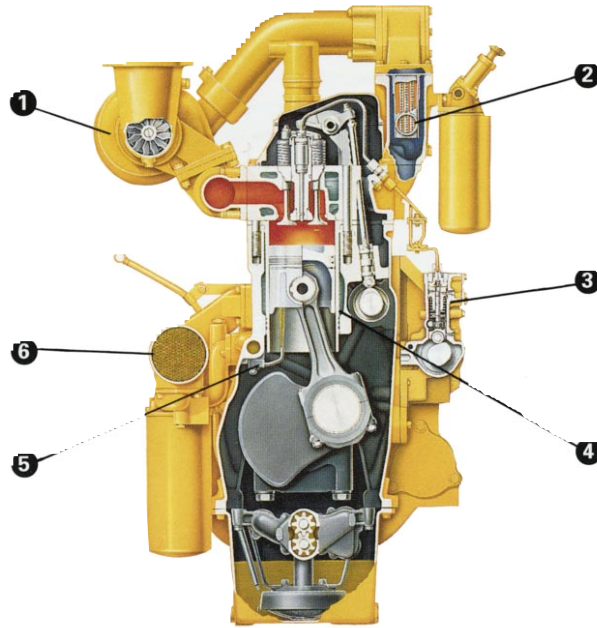
Load Sensing Hydraulics

The Load Sensing Hydraulic System controls hydraulic implement pump flow to assure the most efficient use of the available engine power while reducing fuel consumption. **pg. 12**



Power Train

The Caterpillar 3406C engine, torque divider and field proven, power shift transmission provide an excellent balance between efficiency and power



Cat 3406C Engine performs at full-rated net power of 228 kW (305 hp) at 2100 rpm with a torque rise of 55%. The large displacement and high torque rise allow the D8R to doze through tough material. The high displacement rating allows long hours of continuous operation.

3406C Engine meets worldwide emissions regulations for the Environmental Protection Agency, the European Union and the California Air Resources Board.

Turbocharging and aftercooling provide high horsepower while keeping RPM and exhaust temperatures low. The efficient, direct injection fuel system keeps fuel costs down.

A steel spacer between the block and head eliminates the need for block counterbores, extending block life.

Components live longer because oil-cooled pistons and full-length water-cooled cylinder liners provide maximum heat transfer for longer component life. The cylinder heads also utilize additional coolant passages to provide maximum cooling to the rear of the engine.

Stellite-faced valves, through-hardened crankshaft journals and steel-backed, copper-bonded aluminum bearings help assure reliable performance in the toughest duty.

Cat dealer's exchange program for major engine components can cut repair time and costs.

1 Turbocharger

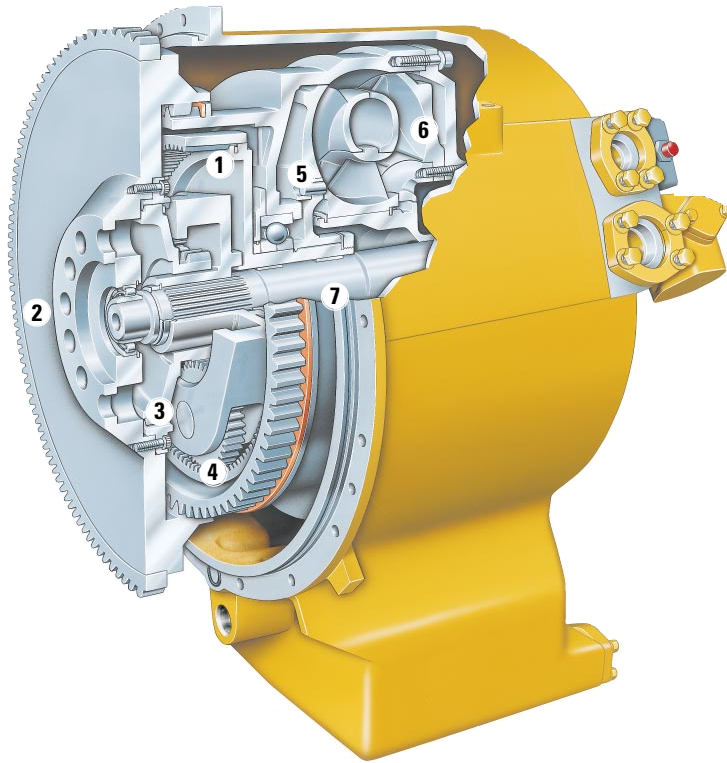
2 Aftercooler

3 High-pressure, direct-injection fuel system

4 Full-length, water-cooled cylinders

5 Oil and gallery cooled pistons

6 Oil cooler



Torque Divider. A single-stage torque converter with output torque divider sends 70% of engine torque through the converter, 30% through a direct drive shaft for greater driveline efficiency and higher torque multiplication.

The torque converter shields the driveline from sudden torque shocks and vibration.

Elevated final drives are isolated from ground and implement induced impact loads for extended power train life.

- Crown-shaved drive gears provide smooth, quiet, low maintenance operation.
- Splash lubrication and Duo-Cone Seals extend service life.

Planetary Power Shift Transmission has 3-speeds forward and 3-speeds reverse and utilizes large diameter, high-capacity, oil-cooled clutches.

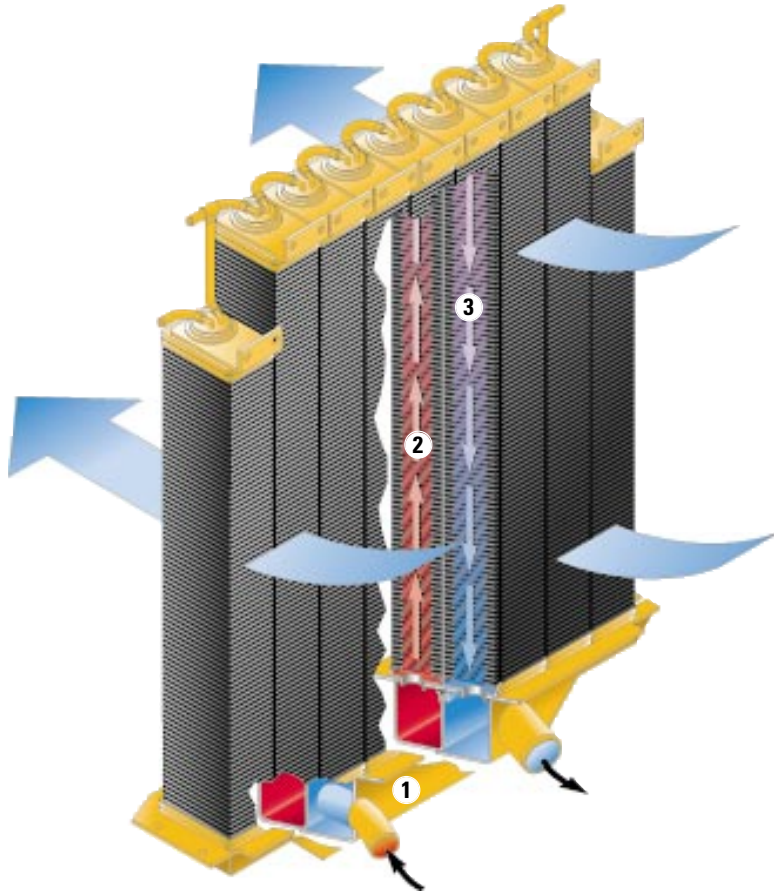
- Modulation system permits fast speed and direction changes.
- Modular transmission and bevel gear slide into rear case for servicing ease, even with ripper installed.
- Oil-to-water cooler for maximum cooling capacity.
- Forced oil flow lubricates and cools clutch packs to provide maximum clutch life.

- 1 Ring gear**
- 2 Flywheel**
- 3 Sun gear**
- 4 Planet gear**
- 5 Turbine**
- 6 Impeller**
- 7 Output shaft**

Note: Artwork represents torque divider concept only.

Cooling System

Superior cooling and ease of service keep the D8R on the job and producing day after day.



Advanced Modular Cooling System (AMOCS) utilizes an exclusive two pass cooling system and increased cooling surface area to provide significantly more cooling capacity than conventional systems.

Caterpillar Extended Life Coolant (ELC) is now standard in all D8R tractors. This coolant can double the Cat engine coolant life and allow for longer intervals between coolant changes when Cat extender solution is used at 3000 hours.

Two pass cooling system circulates coolant from the sectioned bottom tank (1) up through one side (2) of the cooling element and down through the other side (3) returning it to the bottom tank.

The cooling elements are individual core modules that are connected to a sectioned bottom tank. There is no top tank to remove.

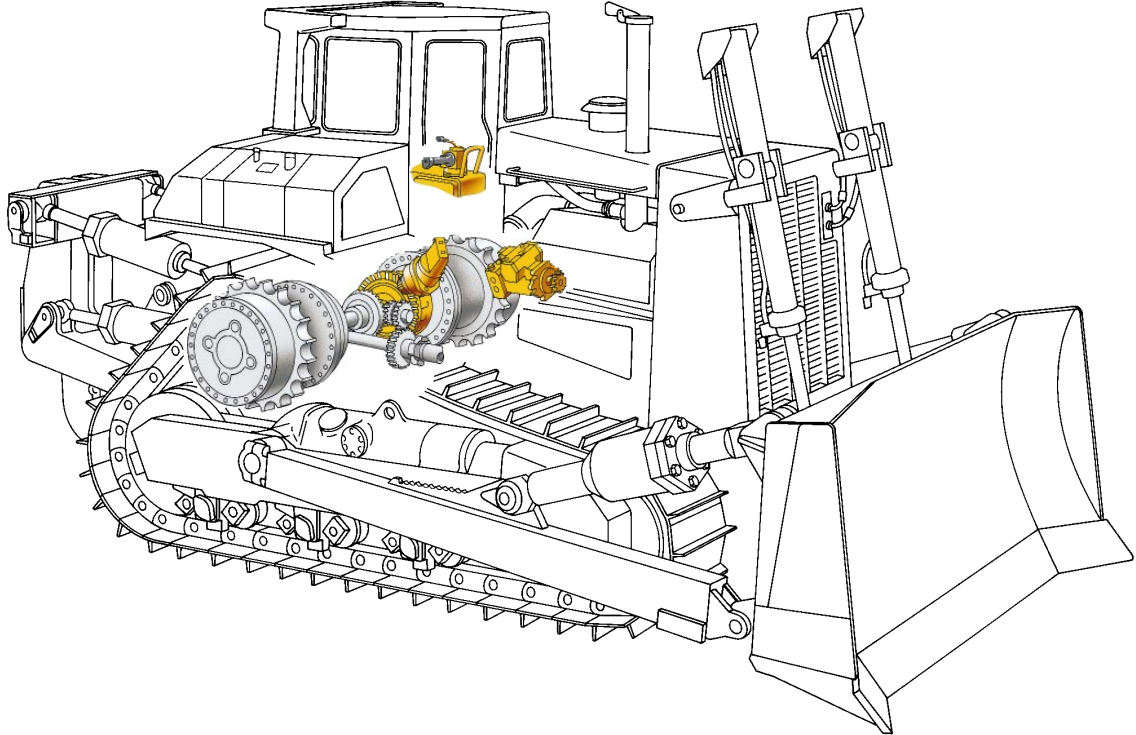
- 9 steel fins per inch.
- Brass tube construction within each core.

The servicing of the AMOCS can be performed without tilting the radiator guard.

- No need to remove or replace a major component as on single-core radiators.
- Each core module can be replaced individually (without removing the entire radiator), saving considerable cost and repair time.

Differential Steering

Hydraulics, not friction, are used to steer for more load-moving power during turns.



Differential Steering delivers uninterrupted power to both tracks to help maintain blade loads, reduce cycle times, and provide enhanced side slope capability.

The operator can steer and change directions easily with one hand.

- Steering is controlled by pulling the tiller back for a right turn or pushing it forward for a left turn.
- Rotating the tiller forward (clockwise) or backward (counter clockwise) selects direction of travel (forward/reverse).
- Transmission speed changes are controlled using the knob on the end of the tiller.

A planetary differential turns the machine by speeding up one track and slowing the other, while maintaining full power to both.


Tiller control allows the operator to work more precisely in close areas, around structures, obstacles, grade stakes, other machines or on fine grades.

Especially efficient in soft underfooting, where both tracks can power through turns to keep loads moving and maintain traction.

An efficient hydraulic system devotes one pump solely to steering with a separate pump to power implements. Adequate hydraulic power is available to steer and operate implements at the same time.

Structures

Durable design and construction stand up to the most demanding applications.



Mainframe Strength. The D8R mainframe is built to absorb high impact shock loads and twisting forces.

1 Frame rails are full box section, designed to keep components rigidly aligned.

2 Heavy steel castings give added strength to the main case, equalizer bar saddle, front cross member and tag-link trunnion.

3 The top and bottom rails are continuous rolled sections, with no machining or welding to provide superior mainframe durability.

4 The main case elevates the final drives well above the ground level work area to protect them from impact loads, abrasion and contaminants.

5 A pivot shaft and pinned equalizer bar maintain track roller frame alignment.

Tag-link construction brings the blade closer to the machine for more precise dozing and load control.

Tag-link design provides solid lateral stability and better cylinder positions for constant pryout independent of blade height.

Undercarriage

Caterpillar elevated sprocket tractors provide excellent traction, durability and ride with outstanding component life.



1 Suspended undercarriage design

absorbs impact loads to reduce the shock loads transferred to the undercarriage by up to 50%.

Bogie suspension conforms more closely to the ground to provide up to 15% more ground contact, especially in hard, uneven terrain. Higher traction means less slippage, better balance, and a smoother ride.

Roller Frames are tubular, to resist bending and twisting, with added reinforcement where operating loads are the highest.

- Roller frames attach to tractor by a pivot shaft and pinned equalizer bar.
- Large pivot bushings operate in an oil reservoir.
- A low friction, no maintenance bushing is used in the saddle connection.
- Resilient pads restrain equalizer bar oscillation.
- The recoil system is sealed and lubricated.

2 Non-suspended undercarriage,

without bogies, is available for applications involving moderate-impact, or highly abrasive materials.


- Also useful in grading applications where the operator must be aware of critical grade angles.

Sealed and Lubricated Track.

Permanently coats the track pin with a sealed-in lubricant, minimizing metal-to-metal contact.

Low Ground Pressure (LGP)

The LGP configuration is offered for those tractors working in soft, marshy conditions, or side slope operations. The LGP tractor uses features that increase effective track on ground, increase flotation, and give more side slope stability. LGP configuration is only available with non-suspended undercarriage.



Operator Station

Designed for comfort and ease of operation.





Clear full-circle view. Tapered hood and “notched” fuel tank give the operator a clear line of sight to the front and rear work areas. The low rear window lets the operator see the ripper tip. The large single-pane door windows allow the operator to see close-in to each side without leaning.

Comfortable, non-tiring operation. An optional isolation-mounted cab reduces noise and vibration, maintaining an internal sound level under 85 dB(A). The cab is pre-wired for a 24-volt radio, and equipped with two speakers, antenna and radio mount recessed in the headliner.

1 Low effort controls are easily accessible and provide sure, precise maneuvering with less operator fatigue.

2 The Caterpillar Contour Series Seat is fully adjustable and designed for comfort and support. The seat cushion reduces the pressure on the lower back and thighs while allowing unrestricted arm and leg movement.

3 Implement control lever restraints, when engaged, prevent inadvertent movement of control lever. These restraints accept standard Caterpillar padlocks.


4 Dual twist tiller controls the direction and degree of turns, forward-reverse shifting, and gear selection with one control.

5 Electronic Monitoring System (EMS) and Gauge Group. The Gauge Group includes engine coolant temperature, power train oil temperature, hydraulic oil temperature and fuel level. The EMS provides alert indicators that monitor coolant flow, coolant temperature, engine oil pressure, transmission oil temperature, transmission oil filter, alternator and hydraulic oil filter.



Work Tool Attachments

The D8R can be tailored to fit a variety of applications with many attachment options.



1 Bulldozers. The 8SU blade, rated at 8.7 m³ (11.4 yd³), and the 8U blade at 11.7 m³ (15.3 yd³) make full use of the D8R's power. The 8A blade rated at 4.7 m³ (6.1 yd³) is designed for side casting, backfilling and other utility applications.

Single lever controls all blade movements.

Cutting edges are DH-2 steel. End bits are DH-3 to provide maximum service life in tough materials.

2 Rippers. Single and multi-shank rippers are made to penetrate tough material fast and rip thoroughly.

Hydraulic pitch adjustment cylinders vary the shank angle to get best penetration so the rock is lifted and shattered.

Operator can adjust the shank from the seat using an optional single shank pin puller.

Multi-shank ripper tailors the tractor to the material by using one, two or three shanks.

Custom Products. In addition to the standard range of optional equipment there are special attachments and machine configurations to suit particular customer needs; Hydraulic Scraper Towing Arrangement, Waste Disposal Arrangement, Wood Chip Arrangement, Cold Weather Options. Contact Custom Products for additional assistance with specific configurations.

Load Sensing Hydraulics

Adjusts implement and hydraulic power to increase both operator and machine efficiency.

Load-sensing hydraulics utilize a feedback loop from the implement valve to the implement pump to continually monitor the hydraulic power requirements of the implement.

During normal blade or ripper corrections, pump output increases and decreases to provide precise power for dozing or ripping.

Lower pump requirements reduce engine power requirements for the hydraulics, making more drawbar power available for increased machine production.

Serviceability

Ease of service and maintenance gives you more time on the job.



Built-in servicing ease. Less service time means more working time. Major components are made as modules and most can be removed without disturbing or removing others.

Ecology drains provide an environmentally safer method to drain fluids. They are included on the radiator, hydraulic tank and major power train components.

Spin-on fuel and engine oil filters save changing time. Further time is saved with fast fuel and quick oil change attachments. Equipped with a dozer and ripper, the D8R has only 18 lube points.

AMOCS individual cooling elements allow radiator servicing without major component removal, saving considerable time and cost.

A diagnostic connector allows the Cat Dealer's electronic test instrument to quickly troubleshoot the electrical system.

Quick disconnect fittings allow for fast diagnosis of the power train and implement oil systems.

Complete Customer Support

Caterpillar's dealer commitment is unrivaled in the industry.

Dealers committed to fast, quality customer support. Your Cat dealer's investment in service begins with the fastest and most complete parts availability in the industry. The full range of exchange components and Caterpillar Remanufactured parts is aimed at saving you time and money, while carrying new-part warranty.

Dealer service response extends to programs such as Custom Track Service (CTS), Scheduled Oil Sampling (S·O·S), and guaranteed maintenance contracts that get peak life and performance from your machine.

Your dealer is also an expert at arranging affordable lease, rental or purchase financing for all Caterpillar products.

Engine

Four-stroke cycle, 3406C turbocharged and aftercooled diesel engine.

Ratings at 2100 RPM*	kW	HP
Gross power	245	328
Net power	228	305

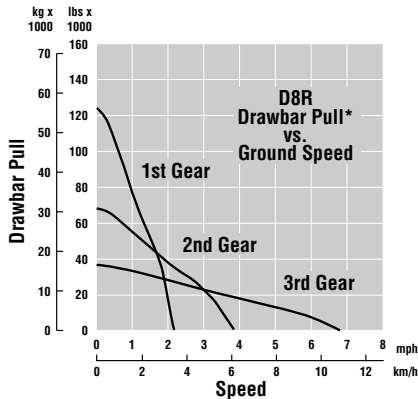
The following ratings apply at 2100 RPM when tested under the specified standard conditions for the specified standard:

Net power	kW	HP	PS
Caterpillar	228	305	—
ISO 9249	228	305	—
SAE J1349	226	302	—
EEC 80/1269	228	305	—
DIN 70020	—	—	317

Dimensions

Bore	137 mm	5.4 in
Stroke	165 mm	6.5 in
Displacement	14.6 liters	893 cu in

Power Shift with Differential Steer



*Power rating conditions

- based on standard conditions of 25°C (77°F) and 99 kPa (29.32 in Hg) dry barometer
- used 35° API gravity fuel having an LHV of 42,780 kJ/kg (18,390 Btu/lb) when used at 30°C (86°F) [ref. a fuel density of 838.9 g/L (7.001 lb/U.S. gal)]
- net power advertised is the power available at the flywheel when the engine is equipped with fan, air cleaner, muffler and alternator
- no derating required up to 2286 m (7500 ft) altitude

Features

- direct-injection fuel system with individual, adjustment free injection pumps and valves
- cam-ground and tapered, aluminum-alloy pistons with three keystone-designed rings, each cooled by oil spray
- steel-backed, copper-bonded, aluminum bearings, through-hardened crankshaft journals
- pressure lubricated with full-flow filtered and cooled oil
- dry-type air cleaner with primary and secondary elements
- 24-volt, direct-electric starting system, 50-amp alternator
- engine/torque divider module is isolation mounted to the mainframe reducing machine vibration and structure-radiated noise
- water cooled turbocharger bearing for longer life

Transmission

Planetary power shift with three speeds forward and reverse.

Maximum travel speeds

Speed		km/h	MPH
Forward	1	3.5	2.2
	2	6.2	3.9
	3	10.8	6.7
Reverse	1	4.7	2.9
	2	8.1	5.0
	3	13.9	8.6

Features

- modular transmission and bevel gear plug into rear of main drive case
- special modulation system permits fast speed and direction changes
- 345 mm (13.6") diameter, high torque capacity oil clutches
- one oil-to-water cooler mounted under radiator

Torque Divider

A single stage torque converter with output torque divider.

Features

- 70% of engine torque through the converter, 30% through a direct drive shaft
- torque divider shields the driveline from sudden torque shocks and vibration

Final Drives

Crown-shaved, two-stage planetary, in-line final drive gears.

Features

- splash lubricated and sealed with Duo-Cone floating ring seals
- sprockets have five bolt-on, replaceable rim segments

Cab

Caterpillar cab is optional and Rollover Protective Structure (ROPS) is standard.

Features

- meets OSHA and MSHA limits for operator and sound exposure with doors and windows closed (according to ANSI/SAE J1166-MAY90)
- ROPS meets the following criteria:
SAE J394
SAE 1040-APR88
ISO 3471-1986
- Falling Objects Protective Structure (FOPS) meets the following:
SAE J231-JAN81
ISO 3449-1984

NOTE:

When properly installed and maintained, the cab offered by Caterpillar when tested with doors and windows closed according to ANSI/SAE J1166-MAY90, meets OSHA and MSHA requirements for operator sound exposure limits in effect at time of manufacture. The operator sound pressure level is under 85 dB(A) when measured per ISO 6396 or 95/27/EC.

Weight (approximate)

Shipping: includes lubricants, coolant, ROPS canopy, hydraulic controls and 10% fuel.

Suspended	27 416 kg	(60,454 lb)
Non-Suspended	26 087 kg	(57,521 lb)
Non-Suspended (LGP)	27 743 kg	(61,172 lb)

Operating: includes lubricants, coolant, hydraulic controls, full fuel tank, SU blade with tilt cylinder, standard shoes, Cab/EROPS, Single Shank Ripper, Air Conditioner (ROPS), and operator.

Suspended	37 576 kg	(82,850 lb)
Non-Suspended	36 246 kg	(79,917 lb)
Non-Suspended (LGP)*	33 725 kg	(74,363 lb)

* Operating Weight for LGP Configuration does not include SS Ripper.

Track Roller Frame

Two types: Suspended (Bogie-type) and Non-Suspended.

Features

- tubular design resists torsional loads
- on suspended system bogies are resiliently mounted to roller frame and oscillate on sealed and lubricated cartridge pin connections
- roller frame attaches by a pivot shaft and fully pinned equalizer bar
- 8 rollers per side
- large pivot bushings operate in an oil reservoir
- equalizer bar-roller frame ball joint pins are sealed and lubricated; saddle connection is a low-friction, no-maintenance bushing
- recoil system is fully sealed and lubricated with hydraulic track adjusters, track guiding guards and large, positive clamping, two-piece master link are standard
- oscillation (includes front and rear idler oscillation) of 398 mm (15.7") for the suspended undercarriage and 343 mm (13.5") for the non-suspended standard gauge and LGP gauge undercarriage option and $\pm 3.0^\circ$ at pivot shaft for both undercarriages.

Service Refill Capacities

	L	U.S. Gallons
Fuel tank	625	165
Cooling system	92	24.3
Diesel engine crankcase	32.5	8.6
Power train	144	38
Final drives (each)	14	3.7
Roller frames (each)	65	17.2
Pivot shaft compartment	40	10.6
Implement hydraulic system tank only	72	19

Steering and Braking

Meets the following standard:
SAE J1026 APR90

Differential Steer features

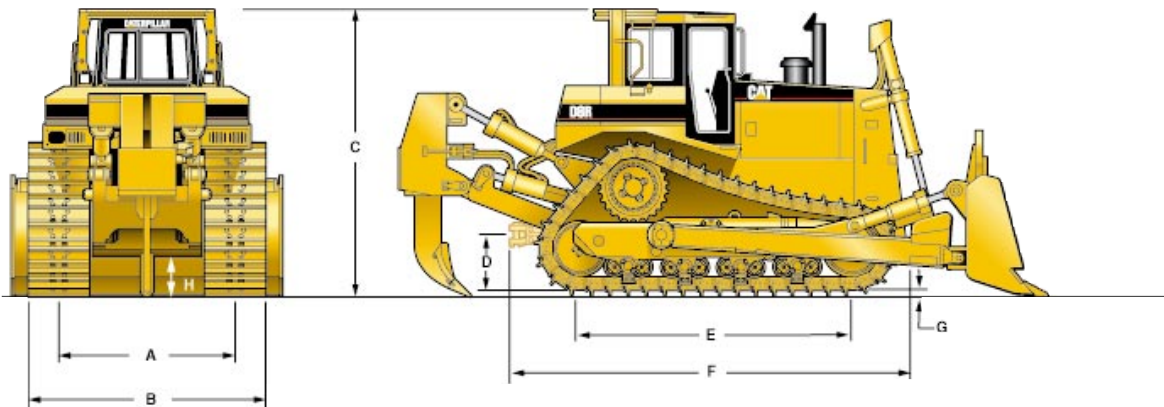
- dual twist tiller controls all direction movement
- twist grip controls forward/reverse direction
- tiller controls left-hand/right-hand turns
- speed selection is accomplished by rotating the knob located on the end of the tiller control

Braking features

- single pedal simultaneously applies brakes to tracks for fast stops
- parking brake applied by transmission lock lever

Dimensions

(approximate)



Tractor Dimensions

	Standard		Non-Suspended		LGP	
A. Track Gauge	2082 mm	6'10"	2082 mm	6'10"	2337 mm	7'8"
B. Width of Tractor						
Over Trunnions	3050 mm	10'0"	3050 mm	10'0"	3370 mm	11'1"
Without Trunnions (std. Shoe width) (38" shoe LGP)	2642 mm	8'8"	2642 mm	8'8"	3302 mm	10'10"
C. Machine Height from tip of Grouser:						
Stack	3505 mm	11'6"	3499 mm	11'6"	3499 mm	11'6"
OROPS	3509 mm	11'6"	3503 mm	11'6"	3503 mm	11'6"
EROPS	3498 mm	11'6"	3492 mm	11'5"	3492 mm	11'5"
D. Drawbar Height (grouser tip to center of clevis)						
From Ground Face of Shoe	754 mm	2'6"	748 mm	2'5"	748 mm	2'5"
From Ground Face of Shoe	676 mm	2'3"	673 mm	2'2"	673 mm	2'2"
E. Length of Track on Ground	3206 mm	10'6"	3258 mm	10'8"	3258 mm	10'8"
F. Length of Basic Tractor	4554 mm	14'11"	4554 mm	14'11"	4554 mm	14'11"
With the following attachments add:						
Drawbar	406 mm	1'3"	406 mm	1'3"	406 mm	1'3"
Ripper-Single Shank (w/Tip at ground line)	1576 mm	5'2"	1576 mm	5'2"	N/A	
Ripper-Multi-Shank (w/Tip at ground line)	1623 mm	5'4"	1623 mm	5'4"	N/A	
Winch	163 mm	6"	163 mm	6"	N/A	
SU Blade	1844 mm	6'6"	1844 mm	6'6"	N/A	
U Blade	2241 mm	7'4"	2241 mm	7'4"	N/A	
A Blade	2027 mm	6'8"	2027 mm	6'8"	N/A	
SU LGP Blade	N/A		N/A		1727 mm	5'8"
G. Height of Grouser	78 mm	3"	78 mm	3"	78 mm	3"
H. Ground Clearance	528 mm	1'9"	519 mm	1'8"	519 mm	1'8"
Track Pitch	216 mm	8.5"	216 mm	8.5"	216 mm	8.5"
Number of Shoes per side	44		44		44	
Standard Shoe	560 mm	22"	560 mm	22"	965 mm	38"
Ground Contact Area (STD SHOE)	3.58 m ²	5554 in ²	3.63 m ²	5632 in ²	6.3 m ²	9746 in ²
Ground Pressure	.92 kg/cm ²	13.1 psi	.87 kg/cm ²	12.4 psi	.54 kg/cm ²	7.6 psi

Rippers

Hydraulic tip adjustment cylinders vary shank angle to aid penetration and help lift and shatter rock.

		Single Shank	Single Shank, Deep Ripping Arrangement	Multi-Shank Arrangement
Overall beam width	mm ft/in	– –	– –	2462 8'1"
Maximum penetration force* (shank vertical)	kN lb	119.6 26,880	117.5 26,395	117.3 28,481
Pryout force	kN lb	274.1 61,600	274.1 61,600	287.9 64,700
Maximum penetration (standard tip)	mm ft/in	1135 3'9"	1574 5'2"	788 2'7"
Maximum clearance raised (under tip, pinned in bottom hole)	mm in	635 25"	635 25"	593 23"
Number of shank holes (vertical adjustment)		3	5	2
Weight (without hydraulic controls)	kg lb	4085 9,005	4260 9,391	4213 9,287
Total operating weight (with 8 SU blade and ripper)**	kg lb	37,576 82,850	37,751 83,236	37,704 83,132

* Multi-Shank Ripper Forces measured with Center Tooth Installed.

** Operating weights are calculated based on suspended undercarriage configuration found in the weights section (see page 15).

Note: Single shank, deep ripping arrangement weight includes required pin puller.

Hydraulic Controls

Complete system consists of pump, tank with filter, oil cooler, valves, lines, linkage and control levers.

Steering - Piston-type pump geared from flywheel			
Output at 2500 RPM and			
38 000 kPa (3774 psi)	300 liters/min	79 gpm	
Implements - Piston-type pump geared from flywheel			
Output at 2100 RPM and			
7 000 kPa (1000 psi)	239 liters/min	63 gpm	
Tilt cylinder rod end flow	130 liters/min	34 gpm	
Tilt cylinder head end flow	160 liters/min	42 gpm	
Reservoir			
Tank Capacity	72 liters	19 gal	

Control valve positions			
Bulldozer		raise, hold, lower, float	
Tilt Cylinder		tilt right, hold, tilt left	
Ripper (Lift)		raise, hold, lower	
Ripper (Pitch)		extend, hold, retract	
Relief valve settings			
Bulldozer	24 100 kPa	3500 psi	
Tilt Cylinder	24 100 kPa	3500 psi	
Ripper (Lift)	24 100 kPa	3500 psi	
Ripper (Pitch)	24 100 kPa	3500 psi	

Winch Specifications

Weight	1878 kg	4,140 lb
Increased tractor length	163 mm	6.4"
Winch case width	1220 mm	48"
Flange diameter	550 mm	21.5"
Drum width	310 mm	12.5"
Drum diameter	305 mm	12"
Recommended Cable size	25 mm	1.00"
Optional Cable size	29 mm	1.13"
Drum Capacity - recommended cable	73 m	239'
optional cable	58 m	190'
Oil Capacity	81 L	21.5 gal
Maximum/ferrule size (OD x Length)	60 mm x 70 mm	2.38" x 2.75"

Bulldozers

Blade		8 SU	8 U	8 A	8 SU LGP
Blade Capacity	m ³	8.7	11.7	4.7	8.5
	yd ³	11.4	15.3	6.1	11.1
Width	mm	3937	4262	4978	4400
	ft/in	12'11"	14'0"	16'4"	14'5"
Height	mm	1690	1740	1174	1612
	ft/in	5'7"	5'9"	3'10"	5'3"
Digging Depth	mm	582	582	628	582
	in	22.9	22.9	24.7	22.9
Ground Clearance	mm	1231	1231	1308	1231
	ft/in	4'0"	4'0"	4'4"	4'0"
Maximum Tilt	mm	951	1028	729	914
	ft/in	3'1"	3'5"	2'5"	3'0"
Weight*	kg	4570	5135	5099	4850
	lb	10,074	11,320	11,241	10,694

Features

- cutting edges are DH-2 steel and end bits are DH-3 steel for maximum durability
- dozer lift cylinders mount to top corners of radiator guard to improve mechanical advantage
- single lever controls all blade movements
- angle dozer available with two tilt cylinders, which replace the two tilt braces

* Does not include hydraulic controls, but includes blade tilt cylinder.

Standard Equipment

Standard and optional equipment may vary. Consult your Caterpillar dealer for specifics.

Advanced Modular Cooling System (AMOCS)	Ether starting aid	Pre-cleaner with dust ejector
Adjustable Contour Series Suspension Seat	Front pull device	Prescreener
Air cleaner	Fuel priming pump	Rain cap
Air cleaner service indicator	Hinged extreme service crankcase guard	Rearview mirror
Alternator, 50-amp	Hinged radiator and blast deflector guards	Replaceable sprocket rim segments
Back up alarm	Horn	ROPS/FOPS canopy (USA)
Batteries (4), 12-volt, 3,000CCA	Hydraulic control, three valve	Sealed and Lubricated Track
Blower fan	Hydraulic track adjusters	Seat belt (retractable)
Decelerator and hand throttle lever	Implement control lever boots	Starting receptacle
24-volt direct electric starting	Implement control lever restraints	Suspension-type undercarriage with eight roller track frames
Ecology drain on engine oil, engine coolant, torque converter, transmission, power train oil and hydraulic system	Lifetime Lubricated rollers and idlers	Track guiding guards
Electric hour meter	Lighting system, Halogen (two lights forward in fender, two rear on fuel tank)	Two-piece master links
Electronic Monitoring System (EMS)	Load sensing hydraulics	560 mm (22") moderate service tracks
	Muffler	Vandalism protection includes cap locks for fuel tank, engine oil filler, radiator filler and dip stick, plus battery box locks (two) and left hand service area cover lock
	Pinned equalizer bar	
	Powershift transmission	

Optional Equipment

(with approximate change in operating weight)

	kg	lb		kg	lb
Air conditioner (R134a)	57	125			
Air conditioner, fender mounted	160	351			
Air conditioner, ROPS mounted	154	339			
Angle dozer tilt cylinders	311	685			
Bulldozers:					
Rock guard and wear plate (8 SU Blade only)	552	1,214			
Rock guard (8 U blade only)	115	253			
Pushplate (8 SU blade only)	234	515			
Cab, FOPS sound suppressed, with ROPS rollbar (includes heater, cab accessory group and mirror)	550	1,210			
Canopy, ROPS/FOPS, includes mirror (standard, USA)	-502	-1,104			
Counterweight:					
*Rear mounted (basic)	2335	5,137			
*Rear mounted (additional weight)	572	1,258			
Engine enclosure	57	126			
Fan, reversible	6	13			
Fast-fill fuel system	7.5	16.5			
Fast oil change system for quick service to engine and transmission	5	11			
Guards					
Fuel and hydraulic tank	256	563			
Power bottom guard	70	154			
Rear power train	129	284			
Radiator, hinged, heavy duty	148	326			
Rear tractor	74	163			
Heaters					
Fuel	5	12			
Engine coolant	2	4.4			
Laminated Thermo-shield	11	24			
Light, rear (for use with ripper)	1	2.2			
Operator arrangement, modified (improved viewing area and comfort for smaller operators)	25	54			
Radiator core protector grid	11	25			
Rigid drawbar	288	634			
Rear screen (with cab)	86	190			
Rear screen (with canopy)	65	143			
			*Rippers		
			Single shank - Standard arrangement	4085	9,005
			Single shank - Deep ripping (includes shank, pin puller)	4260	9,391
			Multi-shank (includes one shank)	4213	9,287
			Ripper shank (for multi-shank ripper)	332	733
			Pin puller, hydraulic (for single shank)	98	216
			Sweeps, logging	310	682
			Tracks, pair, Heavy Duty Sealed and Lubricated:		
			Standard		
			560 mm (22") MS/TRAP	-57	-126
			560 mm (22") ES/PPR	165	364
			560 mm (22") ES	165	364
			610 mm (24") MS/TRAP	31	68
			610 mm (24") ES/TRAP	3	7
			610 mm (24") CHOPPER	495	1091
			610 mm (24") ES	285	628
			610 mm (24") MS	100	221
			660 mm (26") MS/TRAP	144	318
			660 mm (26") ES/TRAP	93	205
			660 mm (26") ES	405	893
			660 mm (26") MS	201	443
			710 mm (28") MS/TRAP	243	536
			710 mm (28") MS	301	664
			LGP		
			810 mm (32") MS/TRAP	423	933
			965 mm (38") MS/PPR	777	1713
			965 mm (38") MS/TRAP	714	1574
			Track roller guard (non suspended)	299	660
			Custom Arrangements		
			Hydraulic scraper towing arrangement	91	200
			LGP gauge arrangement	70	154
			Sound suppression arrangement	236	520
			*Waste handling arrangement	817	1,800
			*Winch arrangement	1878	4,140
			*Woodchip arrangement	NC	NC

*A rear attachment and/or counterweight is recommended for improved balance and performance.

MS = Moderate Service TRAP = Trapezoidal
ES = Extreme Service CHOPPER = Waste Disposal
PPR = Positive Pin Retention

NOTE: All specifications are converted from metric to British measure and rounded, unless otherwise specified.

D8R Track-Type Tractor

AEHQ5058-02 (6-97)
(Replaces AEHQ5058-01)

Printed in U.S.A.
© 1997 Caterpillar

Materials and specifications are subject to change without notice.

CATERPILLAR[®]